

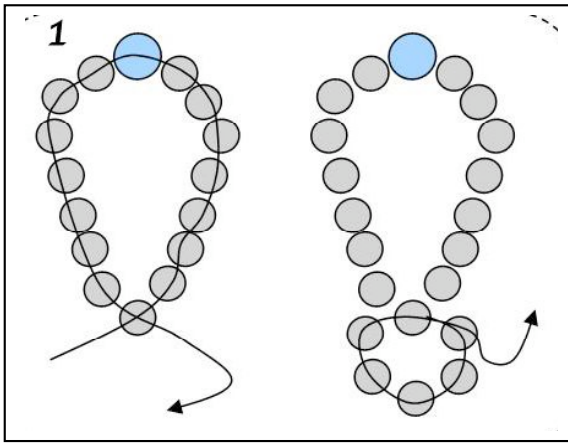


Necklace
Happy Days

PATTERN

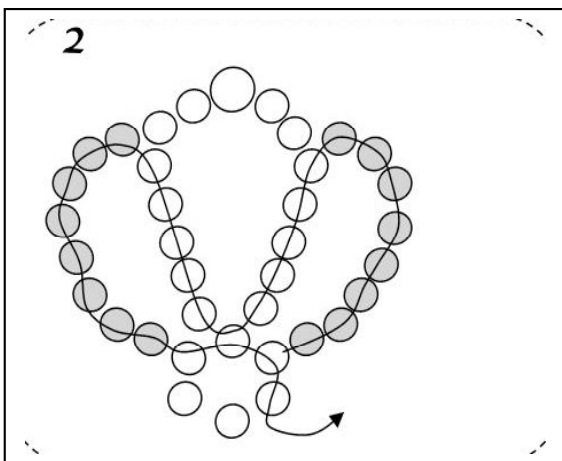
Material used
for a necklace of 23 motifs (about 45 cm)

- Prevailing colour :
 - Czech SB 9/0° (2,5 cm) *SIAM AB* : 40 gr
 - 45 rounds 3 mm *Bordeaux Pearl* (SWAROVSKI)
- For the golden ornaments:
 - Czech SB 9/0° (2,5 cm) *Golden metallic* : 10 g
 - 36 czech facets 4 mm *Crystal Gold*
- 1 clasp

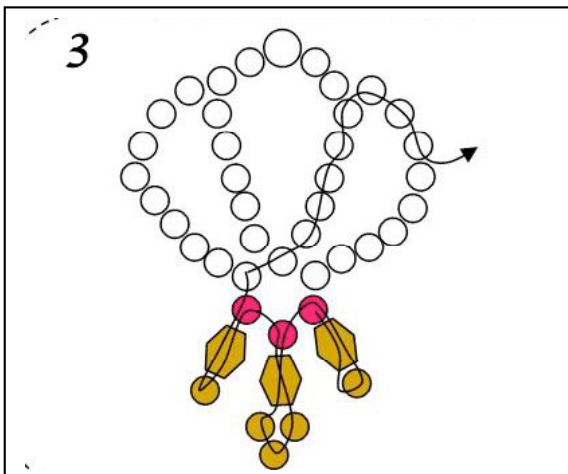


Thread 8 SB 9/0° - one round – 7 SB 9/0° and close in circle.

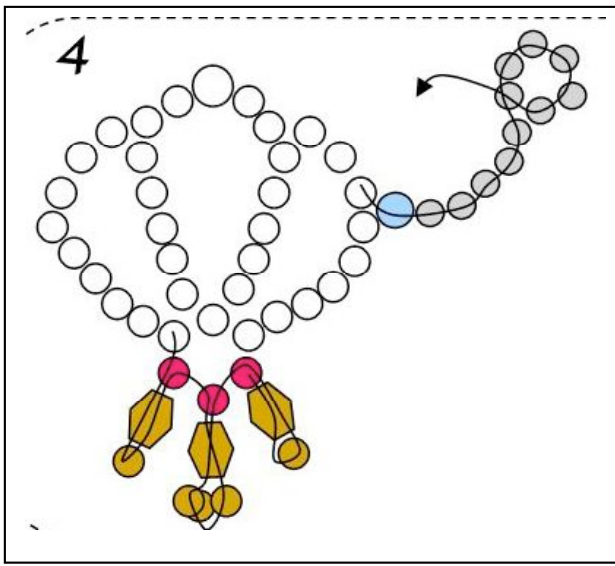
Thread 5 SB 9/0°, close in circle and repass the thread into first of 5 SB 9/0°.



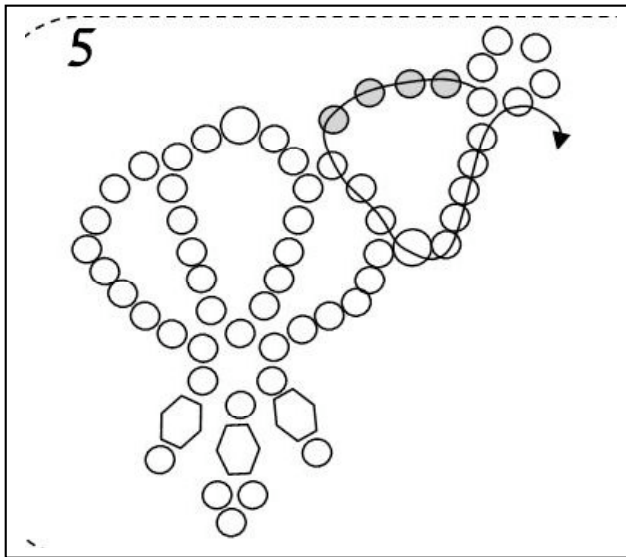
Thread 8 SB 9/0°, get downward into the 5 SB 9/0° of first loop, then get upward into same loop on the other side, thread 8 SB 9/0° in symmetry, then repass into small loop at bottom and exit as indicated.



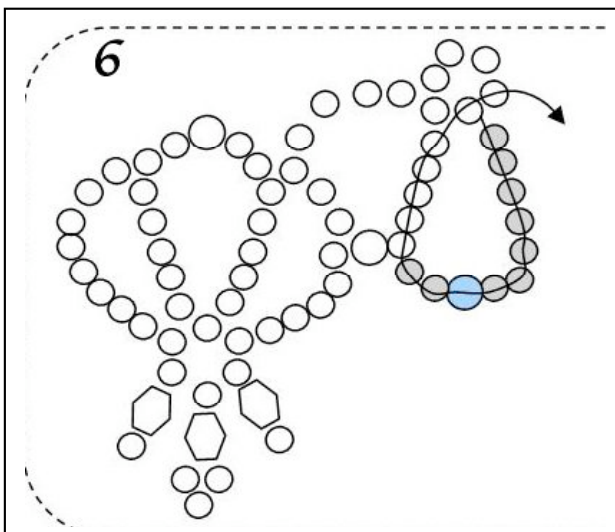
Insert 3 facets and the 5 SB 9/0° Golden Metallic as indicated on sequence 3. Then go and place the thread to start constructing the second motif.



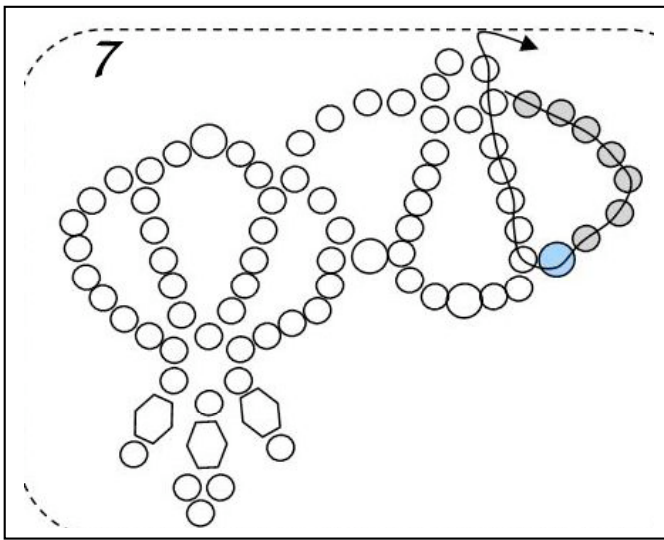
Thread 1 round – 6 SB 9/0° then thread 5 SB 9/0° and close these 5 SB 9/0° in circle into the 6th SB 9/0°.



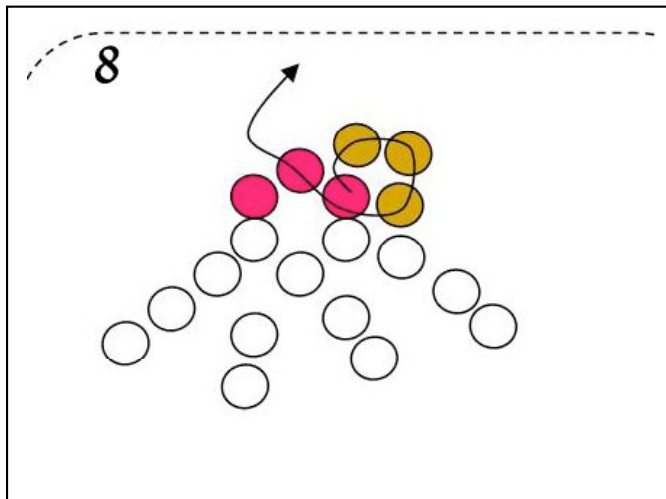
Thread 4 SB 9/0°, repass into beads and exit as indicated.



Thread 7 SB 9/0° – one round – 2 SB 9/0° and repasse the thread as indicated

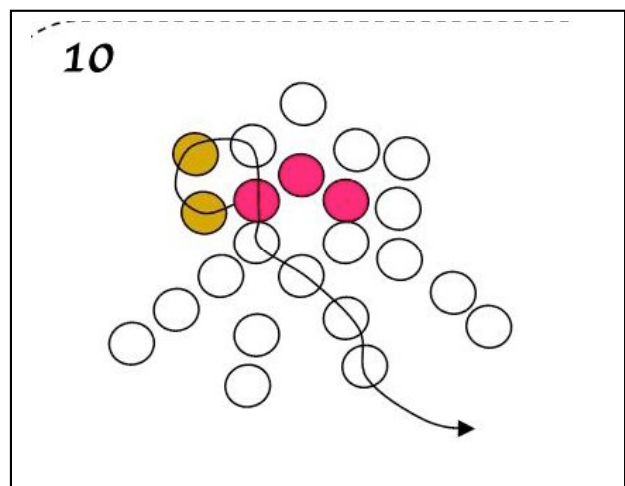
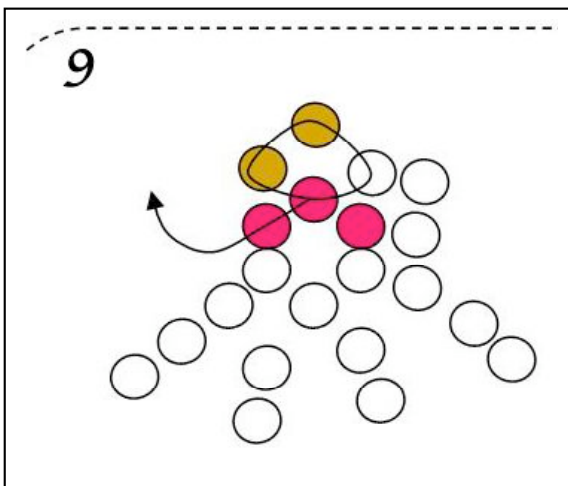


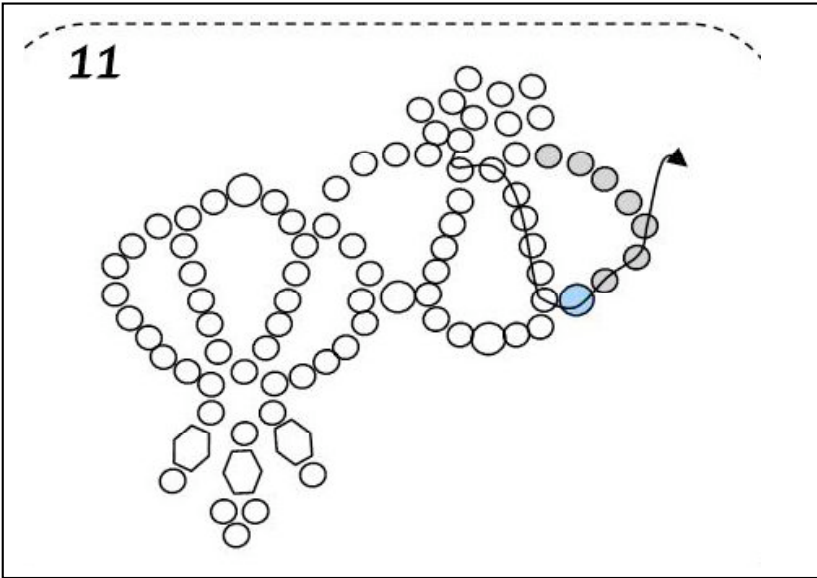
Thread 7 SB 9/0° – one round – and exit as indicated to start « the golden ornaments ».



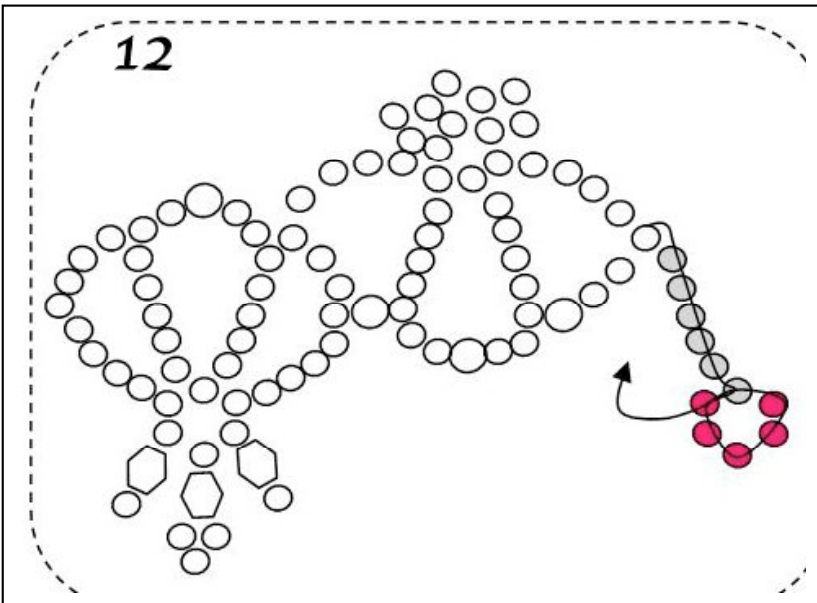
Make the ornaments: thread 3 SB 9/0° Golden Metallic, pass into next SB and continue as shown in sequences 8, 9 et 10.

Then go and place the thread so as to start the third motif in vis-à-vis.

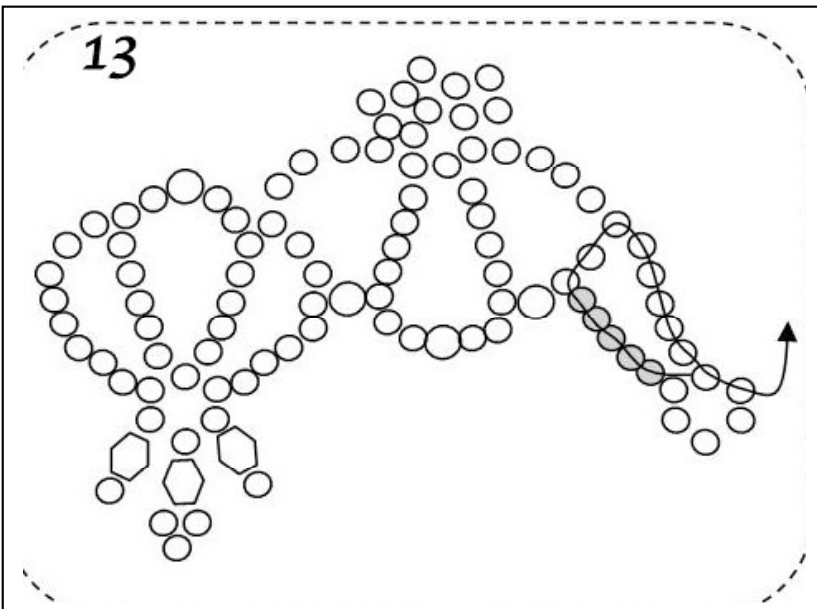




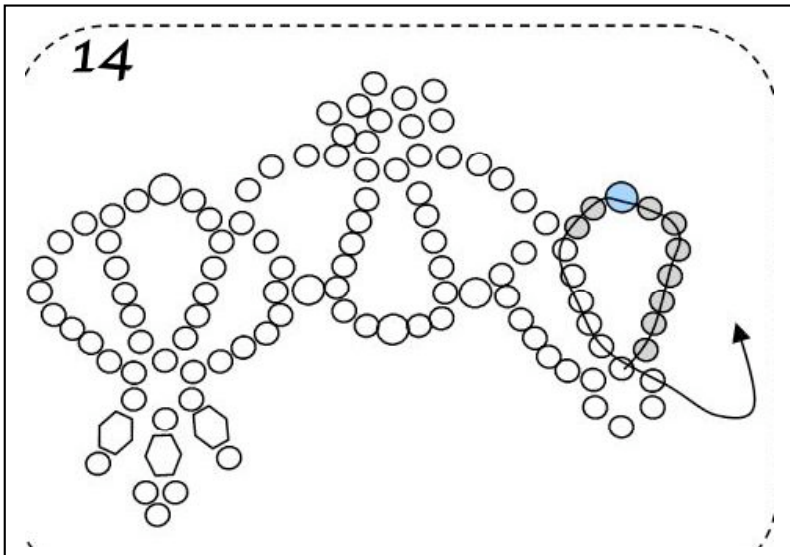
Exit as indicated.



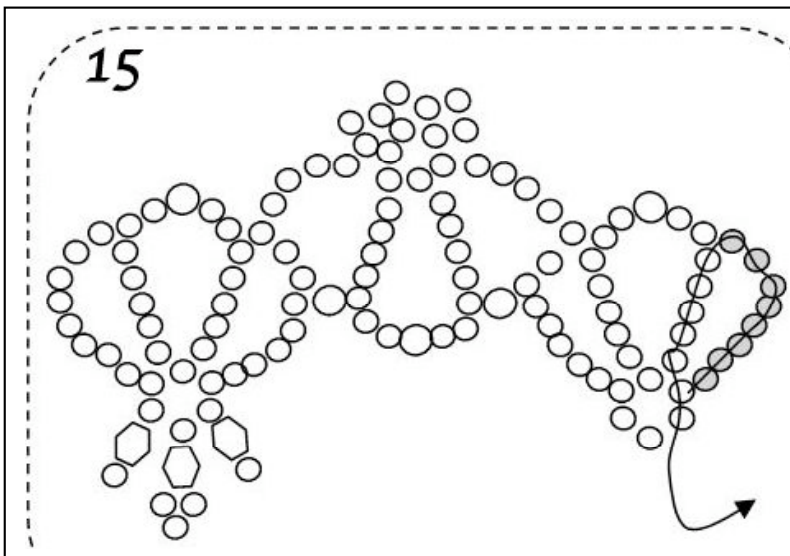
Thread 6 SB $9/0^\circ$ – then 5 SB $9/0^\circ$. Close the 5 SB $9/0^\circ$ in circle into the 6th SB $9/0^\circ$. Exit as indicated.



Thread 5 SB $9/0^\circ$, repass the thread into the 3 SB $9/0^\circ$ of second motif, repass into the 5 R $9/0^\circ$ of previous loop and exit the thread as indicated.



Thread 7 SB 9/0° –
one round –
2 SB 9/0°, go
downward into the
5 SB 9/0° of
previous loop and
exit as indicated.



Thread 8 SB 9/0°,
go downward into
the 5 SB 9/0° of
previous loop and
exit as indicated so
as to insert the
facets as shown in
sequence 3.

If you publish this jewel, please indicate author's name : Nushka, with a link towards the blog <http://perlesdentelles.canalblog.com>